
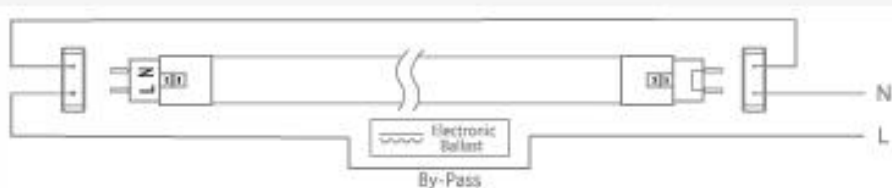


Installationvejledning i normalt T8 Armatur



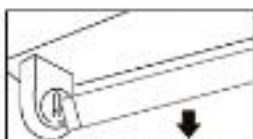
Installationvejledning i normalt T8 Armatur hvor man fjerner spolen.



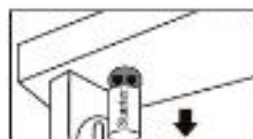
INSTALLATION INSTRUCTION



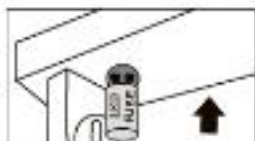
1. Turn off the power



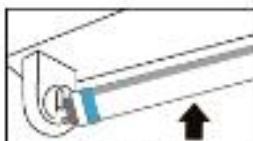
2. Take out the end cap if you



3. Take out the starter



4. Push the LED tube



5. Install LED tube



6. Turn on the power